



AMH FORK MOUNTED BOOMS

Booms to Fit All Applications!

- Fork Pockets to fit up to 2" x 7" forks




- 6000# capacity with 36" safety chain
- 8 Hook positions on extended Boom
- 4 Hook positions on fixed arm
- Heavy Duty Construction
- Safety Hook

	Capacity/HookPosition								
Model	1 (42")	2 (56")	3 (70")	4 (83")	5 (98")	6 (112")	7 (126")	8 (139")	Weight
CE20	4,500#	3,500#	2,500#	2,000#	1,600#	1,350#	1,150#	1,000#	305
CE60	13,000#	11,000#	7,000#	6,000#	4,800#	4,000#	3,500#	3,000#	410

Fork Mounted Trailer Spotter/Lift Arms

Solve OSHA Problems!
No holes in fork blades or lifting surface.



Standard model 1000114 (22" wide x 40")

• Universal Fit • Safe • Quick & Easy • Heavy Duty

- ✓ Install trailer ball of your choice to move trailers
- ✓ Easy on - Easy off, changes in seconds
- ✓ No installation tools needed
- ✓ Heavy duty safety chain attached
- ✓ Fork pockets accept forks up to 2.5" thick & 6.5" wide

STANDARD MODEL ONLY

- ✓ Install lifting hook or clevis in hole to use as mini-boom
- ✓ Maximum tongue weight: 3000# @38" load center
- ✓ Maximum trailer weight 5,000 lbs.

NARROW HEAVY DUTY MODEL

- ✓ Install pintle or trailer ball draw bar (ball not included)
- ✓ Max tongue weight 2,000# at 38" load center
- ✓ Maximum trailer weight 10,000#

HEAVY DUTY MODEL ONLY

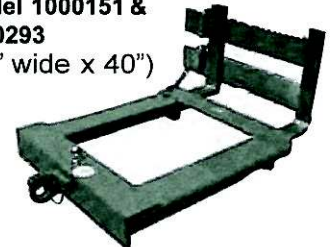
- ✓ Includes Pintle Coupler to move trailers & lift
- ✓ Maximum trailer weight 10,000#
- ✓ Maximum lift capacity or tongue weight 2000# (Pintle Coupler)

Heavy Duty Safety Chain!



Narrow Heavy Duty model 1000114 (16.5" wide x 40")

Heavy Duty model 1000151 & 1000293 (36" wide x 40")



• Warehouse Forklifts • Rough Terrain Forklifts • Telescopic Material Handlers • Backhoe Loaders • Ag Loaders



800-821-7563

1620 Oakland Street, Kansas City, MO 64126
Phone (816) 231-4410 • FAX: (816) 241-9137
E-mail: sales@AMHAttachments.com
or visit: AMHAttachments.com